

History Snapshots:


Mount Up! US Cavalry Equipment, 1910-1920



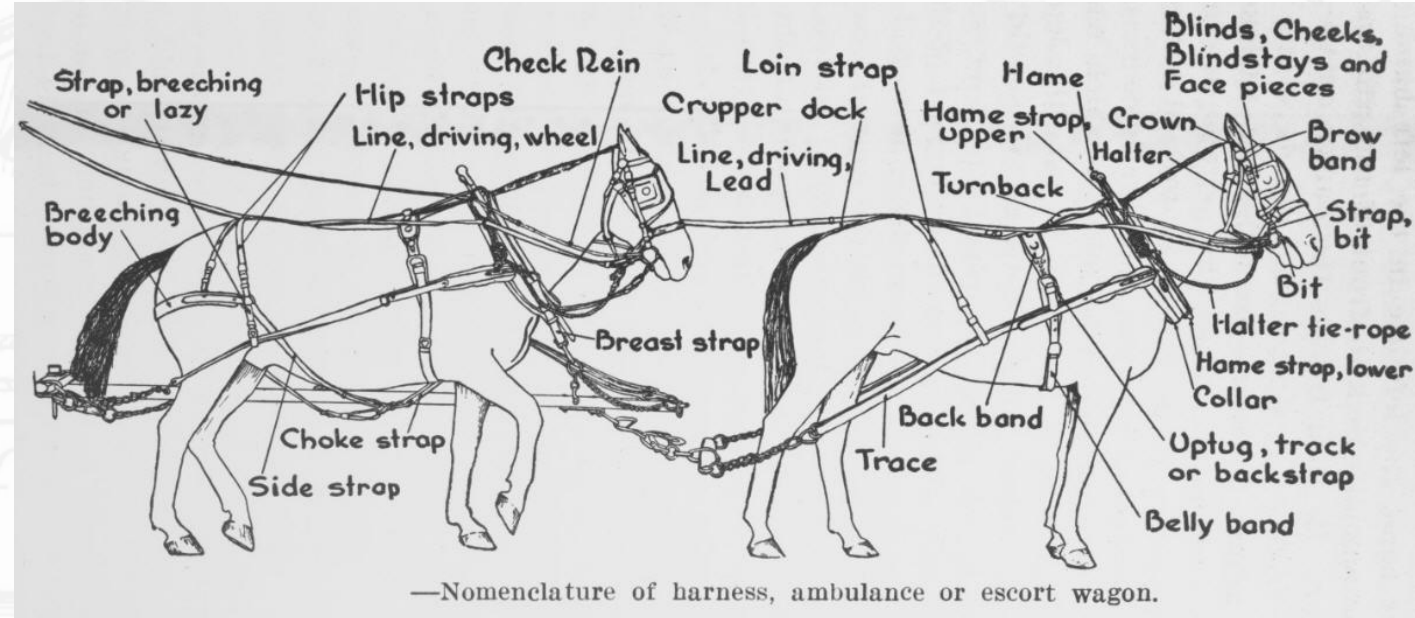
- Cavalrymen carried a small amount of essential equipment; weight was always a concern.
- Note how the equipment was harnessed on the horse.
- Cavalry horses had their training completed by their troopers. This did much to build a bond between rider and mount, greatly helping the trooper to carry out his orders.
- The expansive and sparsely populated West necessitated cavalry to maintain security.

History Snapshots:

Mount Up! Reining up the Horses



Smithers, W. D. (Wilfred Dudley), 1895-1981.. Types of cavalymen, their mounts and equipment 1916-1921. Picture, Artwork, 1920; digital image, (<http://texashistory.unt.edu/ark:/67531/metaph11923>); crediting The Archives of the Big Bend, Alpine, Texas.



Smithers, W. D. (Wilfred Dudley), 1895-1981.. Nomenclature of harness, ambulance, or escort wagon. Picture, Artwork, n.d.; digital image, (<http://texashistory.unt.edu/ark:/67531/metaph11935>); crediting The Archives of the Big Bend, Alpine, Texas.

History Snapshots:

Mount Up! Bring your Gear

ITEMS NEEDED FOR HORSE AND MAN WHILE ON A MARCH. THESE WERE PACKED IN THE SADDLE BAGS AND IN TWO SADDLE ROLLS, ONE BEHIND THE CANTLE, THE OTHER IN FRONT OF THE POMMEL. SOME OATS WERE CARRIED WHERE EVER THE TROOPER COULD PUT THEM ON.

#1- HALF SHELTER (PUPTENT)

2- SADDLE SOAP

3- SPONGE, FOR HORSE

4- HORSE SHOES

5- HORSE SHOE NAILS

6- MESS KIT, FULL OF RATIONS

7- MESS KIT TOP, KNIFE, FORK, SPOON

8- BAG OF SUGAR

#9- BAG OF COFFEE

10- CANS OF RATIONS

11- ROPE & STAKE FOR TENT

12- 2 O.D. BLANKETS

13- CANTEEN CUP

14- CANTEEN

15- SADDLE BAGS

16- POLES FOR TENT

#17- CLOTHES BRUSH

18- SEWING KIT

19- 4 PRS. SOCKS

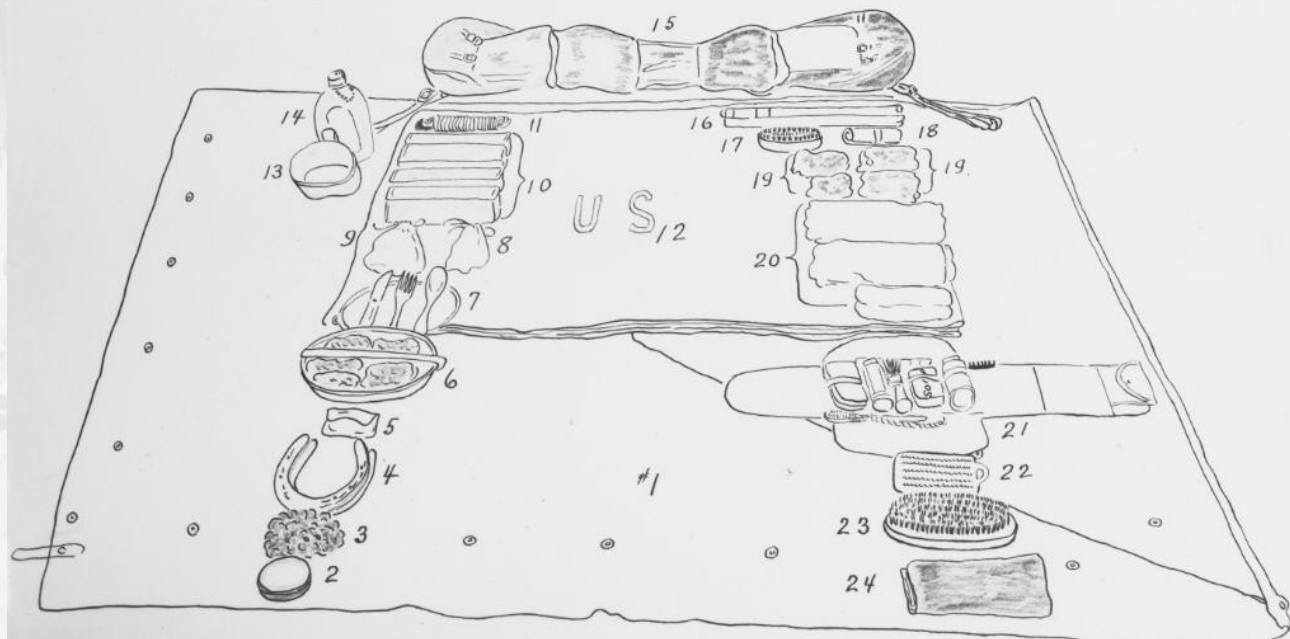
20- BATH & FACE TOWELS

21- TOILET KIT

22- CURRY COMB

23- GROOMING BRUSH

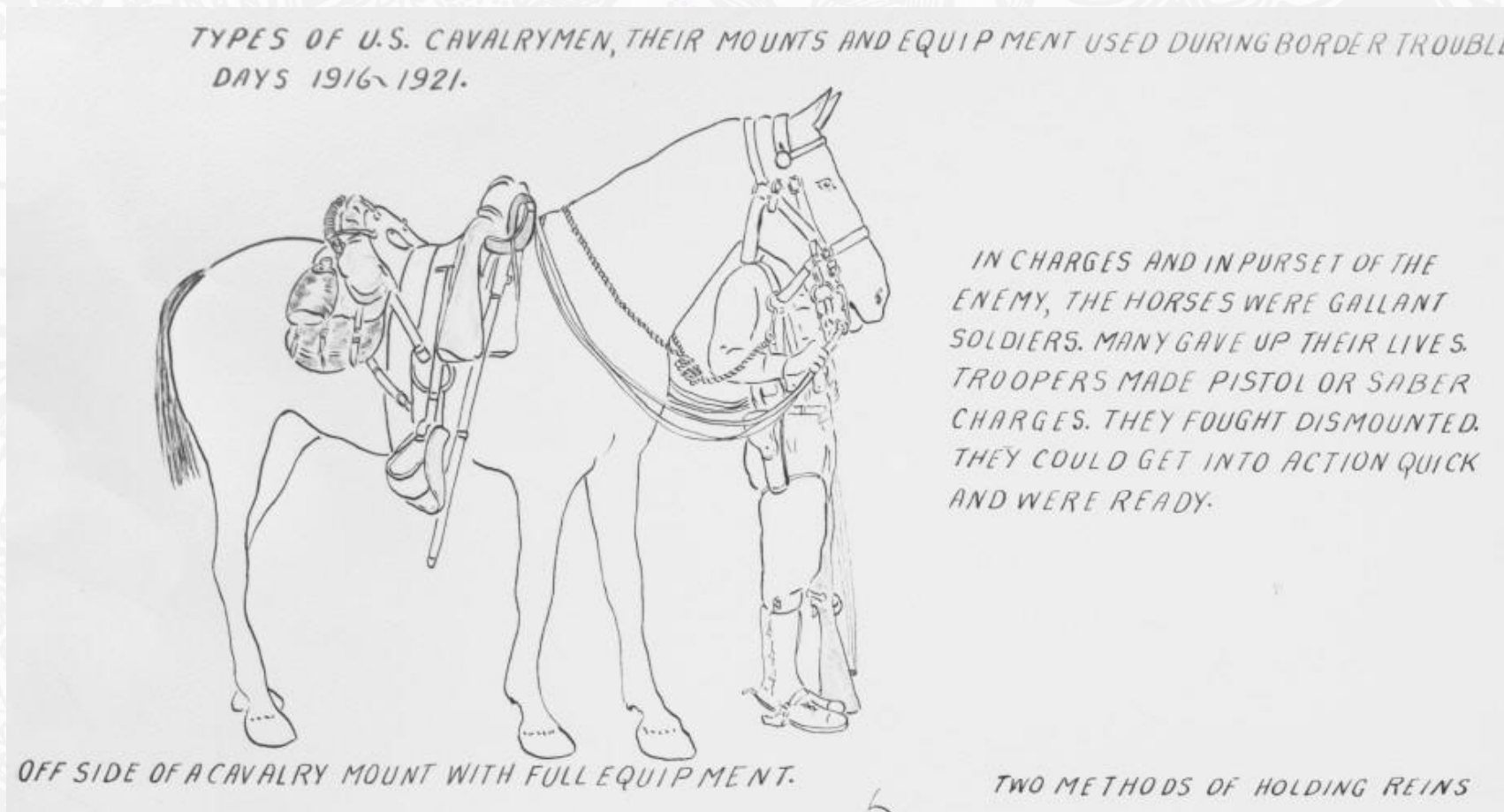

24- GROOMING CLOTH



Smithers, W. D. (Wilfred Dudley), 1895-1981. Items needed for horse and man while on a march. Picture, Artwork, 1920; digital image, <http://texashistory.unt.edu/ark:/67531/metaph11939>; crediting The Archives of the Big Bend, Alpine, Texas.

History Snapshots:


Mount Up! Saddled up with Full Equipment



Smithers, W. D. (Wilfred Dudley), 1895-1981. Types of cavalrymen, their mounts and equipment 1916-1921. Picture, Artwork, 1920; digital image, (<http://texashistory.unt.edu/ark:/67531/metaph11923>); crediting The Archives of the Big Bend, Alpine, Texas.

History Snapshots:

Mount Up! Ready for Duty



Smithers, W. D. (Wilfred Dudley), 1895-1981. Types of cavalymen, their mounts and equipment 1916-1921. Picture, Artwork, 1920; digital image, (<http://texashistory.unt.edu/ark:/67531/metapht11923>); crediting The Archives of the Big Bend, Alpine, Texas.

History Snapshots:

Mount Up! Troop 'J' 14th Cavalry



Troop 'J' 14th US Cavalry 1911. This image was taken shortly after the US Army adopted the 1911 Colt .45 Automatic Pistol. The 1910s-1920s marked a period of transition from mounted to motorized cavalry.

Troop J, 14th Cavalry, Ft. McIntosh], Photograph, ca. 1911; digital images, (<http://texashistory.unt.edu/ark:/67531/metaph13298>); crediting Laredo Public Library, Laredo, Texas.